
















 **nexe**

KERAMIKA

-  GP Gres Porcelain
-  Zidne pločice / Wall tiles
-  Podne pločice / Floor tiles
-  Reljef / Relief
-  1 Broj lica / Number of faces
-  Sjaj / Glossy
-  Saten mat / Satin matt
-  Mat / Matt
-  Varijacije boje / Color variation
-  Otpornost na niske koncentracije kiselina i baza / Resistance to low concentrations of acids and alkalis
-  Otpornost na niske koncentracije kiselina i baza / Resistance to high concentrations of acids and alkalis
-  Otpornost na mrlje / Stain resistance
-  R Protivkliznost površine / Anti-slip
-  PEI Otpornost na habanje / Resistance to abrasion
-  Otpornost na niske temperature / Low temperature resistance

Polet Keramika je kompanija sa 40 godina iskustva u proizvodnji keramičkih pločica. Nudi širok spektar modela koji se razlikuju od originalnih i evokativnih dizajna do stvarnih replikacija prirodnih materijala mermer, kamen i drvo.

Polet Keramika is a company with 40 years of experience in the production of ceramic tiles. Offers a wide range of different models which vary from original and evocative designs to true replications of natural material such as marble, stone or wood.

Sadržaj / Content

11

30 x 60

Moon Mat / Matt	9
Ares Mat / Matt	11
Paloma Mat / Matt	13
Modern Mat / Matt	15
Bloom Mat / Matt	17
Art Mat / Matt	19
Bella Saten mat / Satin matt	21
Negro Saten mat / Satin matt	21
Calacatta Saten mat / Satin matt	25
Lines Saten mat / Satin matt	29
Eterna Saten mat / Satin matt	35

49

25 x 50

Bianca Sjaj / Glossy	43
Nero Sjaj / Glossy	43
Everest Sjaj / Glossy	57
Harmoni Saten mat / Satin matt	51
Space Saten mat / Satin matt	55
Beton Saten mat / Satin matt	59
Active Sjaj / Glossy	63
Nordic Sjaj / Glossy	67
Marbella Sjaj / Glossy	71
Fenix Sjaj / Glossy	75

89

33 x 33


Cubo Mat / Matt	81
Cubo Lux Mat / Matt	81
Nature Mat / Matt	83
Dolomite Mat / Matt	85
Roma Mat / Matt	87

96

Tehničke informacije Techical information	88
Tehničke karakteristike Technical characteristics	92

Moon	9
Mat / Matt	
Ares	11
Mat / Matt	
Paloma	13
Mat / Matt	
Modern	15
Mat / Matt	
Bloom	17
Mat / Matt	
Art	19
Mat / Matt	
Bella	21
Saten mat / Satin matt	
Negro	21
Saten mat / Satin matt	
Calacatta	25
Saten mat / Satin matt	
Lines	29
Saten mat / Satin matt	
Eterna	35
Saten mat / Satin matt	









FLOOR TILE : MOON ICE 30 cm x 60 cm

Moon



Moon Ice
30 x 60 cm



Moon Grey
30 x 60 cm



Moon Clay
30 x 60 cm



Format/Size	Piece / Box	m ² /Box	Kg/Box	m ² /Palet	Kg/Palet
30 cm x 60 cm	8	1.44	26	46.08	847



FLOOR TILE : ARES BEIGE 30 cm x 60 cm

Ares



Ares Grey
30 x 60 cm



Ares Beige
30 x 60 cm



Format/Size	Piece / Box	m ² /Box	Kg/Box	m ² /Palet	Kg/Palet
30 cm x 60 cm	8	1.44	26	46.08	847



Paloma



Paloma Ice
30 x 60 cm



Paloma Brown
30 x 60 cm



Paloma Grey
30 x 60 cm



Format/Size	Piece / Box	m ² /Box	Kg/Box	m ² /Palet	Kg/Palet
30 cm x 60 cm	8	1.44	26	46.08	847



FLOOR TILE : MODERN LIGHT 30 cm x 60 cm - PUNE 40 cm x 40 cm

Modern



Modern Light
30 x 60 cm



Modern Dark
30 x 60 cm



Format/Size	Piece / Box	m ² /Box	Kg/Box	m ² /Palet	Kg/Palet
30 cm x 60 cm	8	1.44	26	46.08	847



FLOOR TILE : BLOOM RED 30 cm x 60 cm

Bloom



Bloom Grey
30 x 60 cm



Bloom Red
30 x 60 cm



Bloom Brown
30 x 60 cm



Format/Size	Piece / Box	m ² /Box	Kg/Box	m ² /Palet	Kg/Palet
30 cm x 60 cm	8	1.44	26	46.08	847



FLOOR TILE : ART NATURAL 30 cm x 60 cm

Art



Art Natural
30 x 60 cm



Art Musk
30 x 60 cm




Format/Size	Piece / Box	m ² /Box	Kg/Box	m ² /Palet	Kg/Palet
30 cm x 60 cm	8	1.44	26	46.08	847

WALL TILE : BELLA 30 cm x 60 cm - BELLA DUNE 30 cm x 60 cm - NEGRO 30 cm x 60 cm


FLOOR TILE : BELLA 40 cm x 40 cm - NEGRO 40 cm x 40 cm



Bella



Bella
30 x 60 cm




Bella Dune
30 x 60 cm



Negro



Negro
30 x 60 cm



Negro Dune
30 x 60 cm



Negro
40 x 40 cm



Format/Size	Piece / Box	m ² /Box	Kg/Box	m ² /Palet	Kg/Palet
30 cm x 60 cm	8	1.44	25	46.08	760
40 cm x 40 cm	10	1.6	30	76.8	1430

WALL TILE : BELLA 30 cm x 60 cm - BELLA DUNE 30 cm x 60 cm - NEGRO 30 cm x 60 cm

FLOOR TILE : BELLA 40 cm x 40 cm - NEGRO 40 cm x 40 cm





WALL TILE : CALACATTA 30 cm x 60 cm
 FLOOR TILE : BLOOM GREY 30 cm x 60 cm

Calacatta



Calacatta
 30 x 60 cm

15



Calacatta Dune
 30 x 60 cm

15

Format/Size	Piece / Box	m ² /Box	Kg/Box	m ² /Palet	Kg/Palet
30 cm x 60 cm	8	1.44	25	46.08	760



WALL TILE : CALACATTA 30 cm x 60 cm

FLOOR TILE : BLOOM GREY 30 cm x 60 cm



WALL TILE : LINES PATCHWORK 30 cm x 60 cm - LINES BLANCO 30 cm x 60 cm

FLOOR TILE : LINES MOKA 40 cm x 40 cm

Lines



Lines Blanco
30 x 60 cm

①



Lines Dune
30 x 60 cm

①



Lines Cacao
30 x 60 cm

①



Lines Tricolore Cacao
30 x 60 cm

①



Lines Cacao
40 x 40 cm

⑥

Format/Size	Piece / Box	m ² /Box	Kg/Box	m ² /Palet	Kg/Palet
30 cm x 60 cm	8	1.44	25	46.08	760
40 cm x 40 cm	10	1.6	30	76.8	1430



WALL TILE - LINES PATCHWORK 30 cm x 60 cm - LINES DUNE 30 cm x 60 cm

FLOOR TILE - LINES MOKA 40 cm x 40 cm

Lines



Lines Blanco
30 x 60 cm

①



Lines Patchwork
30 x 60 cm

③



Lines Moka
30 x 60 cm

⑥



Lines Tricolore Moka
30 x 60 cm

①



Lines Moka
40 x 40 cm

⑥

Format/Size	Piece / Box	m ² /Box	Kg/Box	m ² /Palet	Kg/Palet
30 cm x 60 cm	8	1.44	25	46.08	760
40 cm x 40 cm	10	1.6	30	76.8	1430



WALL TILE : LINES PATCHWORK 30 cm x 60 cm - LINES BLANCO 30 cm x 60 cm - LINES DUNE 30 cm x 60 cm

FLOOR TILE : LINES MOKA 40 cm x 40 cm



WALL TILE : ETERNA ICE 30 cm x 60 cm - ETERNA GREY 30 cm x 60 cm

FLOOR TILE : ETERNA GREY 40 cm x 40 cm

Eterna




Eterna Ice
30 x 60 cm



Eterna Grey
30 x 60 cm



Eterna Decor Grey
30 x 60 cm



Eterna Grey
40 x 40 cm



Format/Size	Piece / Box	m ² /Box	Kg/Box	m ² /Palet	Kg/Palet
30 cm x 60 cm	8	1.44	25	46.08	760
40 cm x 40 cm	10	1.6	30	76.8	1430



WALL TILE : ETERNA BEIGE 30 cm x 60 cm - ETERNA BROWN 30 cm x 60 cm

FLOOR TILE : ETERNA BROWN 40 cm x 40 cm

Eterna



Eterna Beige
30 x 60 cm



Eterna Brown
30 x 60 cm



Eterna Decor Brown
30 x 60 cm



Eterna Brown
40 x 40 cm



Format/Size	Piece / Box	m ² /Box	Kg/Box	m ² /Palet	Kg/Palet
30 cm x 60 cm	8	1.44	25	46.08	760
40 cm x 40 cm	10	1.6	30	76.8	1430



WALL TILE : ETERNA BEIGE 30 cm x 60 cm - ETERNA BROWN 30 cm x 60 cm - ETERNA DECOR BROWN 30 cm x 60 cm

FLOOR TILE : ETERNA BROWN 40 cm x 40 cm

Bianca	43
Sjaj / Glossy	
Nero	43
Sjaj / Glossy	
Everest	57
Sjaj / Glossy	
Harmoni	51
Saten mat / Satin matt	
Space	55
Saten mat / Satin matt	
Beton	59
Saten mat / Satin matt	
Active	63
Sjaj / Glossy	
Nordic	67
Sjaj / Glossy	
Marbella	71
Sjaj / Glossy	
Fenix	75
Sjaj / Glossy	

25
50





WALL TILE : BIANCA 25 cm x 50 cm - BIANCA CUBE 25 cm x 50 cm

FLOOR TILE : BLOOM RED 30 cm x 60 cm

Bianca



Bianca
25 x 50 cm


①



Bianca Cube
25 x 50 cm


①

Nero



Nero
25 x 50 cm

①



Nero Cube
25 x 50 cm

①

Format/Size

25 cm x 50 cm

Piece / Box

14

M²/Box

1.75

Kg/Box

27

M²/Palet

68.25

Kg/Palet

1034



WALL TILE : BIANCA 25 cm x 50 cm - BIANCA CUBE 25 cm x 50 cm

FLOOR TILE : BLOOM RED 30 cm x 60 cm



WALL TILE : EVEREST 25 cm x 50 cm - EVEREST WAVES 25 cm x 50 cm

FLOOR TILE : MODERN DARK 30 cm x 60 cm - EVEREST 33 cm x 33 cm

Everest



Everest
25 x 50 cm

6




Everest Waves
25 x 50 cm

6



Everest Decor
25 x 50 cm

4



Everest
33 x 33 cm

6

Format/Size	Piece / Box	M ² /Box	Kg/Box	M ² /Palet	Kg/Palet
25 cm x 50 cm	14	1.75	27	68.25	1034
33 cm x 33 cm	15	1.63	28	65.2	1108



WALL TILE : EVEREST 25 cm x 50 cm - EVEREST WAVES 25 cm x 50 cm - EVEREST DECOR 25 cm x 50 cm

FLOOR TILE : EVEREST 33 cm x 33 cm - MODERN DARK 30 cm x 60 cm




WALL TILE : HARMONI ICE 25 cm x 50 cm - HARMONI WAVES 25 cm x 50 cm - HARMONI PATCHWORK 25 cm x 50 cm

FLOOR TILE : HARMONI GRAPHITE 33 cm x 33 cm

Harmoni




Harmoni Ice
25 x 50 cm (5)



Harmoni Graphite
25 x 50 cm (5)




Harmoni Moka
25 x 50 cm (5)



Harmoni Waves
25 x 50 cm (5)



Harmoni Patchwork
25 x 50 cm (1)



Harmoni Moka
33 x 33 cm (5)



Harmoni Graphite
33 x 33 cm (5)

Format/Size	Piece / Box	M ² /Box	Kg/Box	M ² /Palet	Kg/Palet
25 cm x 50 cm	14	1.75	27	68.25	1034
33 cm x 33 cm	15	1.63	28	65.2	1108



WALL TILE : HAMORONI ICE 25 cm x 50 cm - HARMONI PATCHWORK 25 cm x 50 cm - HARMONI WAVES 25 cm x 50 cm

FLOOR TILE : HARMONI GRAPHITE 33 cm x 33 cm



WALL TILE : SPACE LIGHT 25 cm x 50 cm - SPACE DECOR 25 cm x 50 cm

FLOOR TILE : SPACE LIGHT 33 cm x 33 cm

Space



Space Light
25 x 50 cm

⑥



Space Dark
25 x 50 cm

⑥



Space Blue
25 x 50 cm

⑥



Space Waves
25 x 50 cm

⑥



Space Decor
25 x 50 cm

①



Space Light
33 x 33 cm

⑥



Space Dark
33 x 33 cm

⑥

Format/Size	Piece / Box	M ² /Box	Kg/Box	M ² /Palet	Kg/Palet
25 cm x 50 cm	14	1.75	27	68.25	1034
33 cm x 33 cm	15	1.63	28	65.2	1108




WALL TILE : SPACE LIGHT 25 cm x 50 cm - SPACE DARK 25 cm x 50 cm - SPACE BLUE 25 cm x 50 cm - SPACE DECOR 25 cm x 50 cm

FLOOR TILE : SPACE LIGHT 33 cm x 33 cm - SPACE DARK 33 cm x 33 cm



WALL TILE : BETON GREY DECOR 25 cm x 50 cm


Beton




Beton Beige
25 x 50 cm (6)



Beton White
25 x 50 cm (6)



Beton Brown
25 x 50 cm (6)



Beton Grey
25 x 50 cm (6)




Beton Brown Decor
25 x 50 cm (6)



Beton Grey Decor
25 x 50 cm (6)



Beton Beige
33 x 33 cm (6)



Beton White
33 x 33 cm (6)

Format/Size	Piece / Box	M ² /Box	Kg/Box	M ² /Palet	Kg/Palet
25 cm x 50 cm	14	1.75	27	68.25	1034
33 cm x 33 cm	15	1.63	28	65.2	1108



WALL TILE : BETON GREY 25 cm x 50 cm - BETON GREY DECOR 25 cm x 50 cm


FLOOR TILE : BETON WHITE 33 cm x 33 cm




WALL TILE : ACTIVE LIGHT 25 cm x 50 cm - ACTIVE DECOR 25 cm x 50 cm

FLOOR TILE : MODERN LIGHT 30 cm x 60 cm - ACTIVE WHITE 33 cm x 33 cm


Active



Active White
25 x 50 cm (6)



Active Light
25 x 50 cm (6)



Active Dark
25 x 50 cm (6)




Active Waves
25 x 50 cm (6)



Active Decor
25 x 50 cm (4)



Active White
33 x 33 cm (6)



Active Light
33 x 33 cm (6)

Format/Size	Piece / Box	M ² /Box	Kg/Box	M ² /Palet	Kg/Palet
25 cm x 50 cm	14	1.75	27	68.25	1034
33 cm x 33 cm	15	1.63	28	65.2	1108



WALL TILE : ACTIVE LIGHT 25 cm x 50 cm - ACTIVE DARK 25 cm x 50 cm - ACTIVE WAVES 25 cm x 50 cm - ACTIVE DECOR 25 cm x 50 cm

FLOOR TILE : MODERN LIGHT 30 cm x 60 cm - ACTIVE WHITE 33 cm x 33 cm



WALL TILE : NORDIC WHITE 25 cm x 50 cm – NORDIC WALNUT 25 cm x 50 cm

FLOOR TILE : NORDIC WALNUT 40 cm x 40 cm

Nordic



Nordic White
25 x 50 cm

6



Nordic Wood
25 x 50 cm

6



Nordic Grey
25 x 50 cm

6



Nordic Walnut
25 x 50 cm

6



Nordic Decor
25 x 50 cm

4



Nordic Grey
40 x 40 cm

6



Nordic Walnut
40 x 40 cm

6

Format/Size	Piece / Box	M ² /Box	Kg/Box	M ² /Palet	Kg/Palet
25 cm x 50 cm	14	1.75	27	68.25	1034
40 cm x 40 cm	10	1.6	30	76.8	1430



WALL TILE : NORDIC WHITE 25 cm x 50 cm - NORDIC GREY 25 cm x 50 cm - NORDIC DECOR 25 cm x 50 cm

FLOOR TILE : NORDIC GREY 40 cm x 40 cm



WALL TILE : MARBELLA ISLA 25 cm x 50 cm - MARBELLA CUBE 25 cm x 50 cm

Marbella



Marbella Isla
25 x 50 cm



Marbella Mar
25 x 50 cm



Marbella Cube
25 x 50 cm



Marbella Mar
33 x 33 cm



Format/Size	Piece / Box	M ² /Box	Kg/Box	M ² /Palet	Kg/Palet
25 cm x 50 cm	14	1.75	27	68.25	1034
33 cm x 33 cm	15	1.63	28	65.2	1108



WALL TILE : MARBELLA ISLA 25 cm x 50 cm - MARBELLA CUBE 25 cm x 50 cm

FLOOR TILE : MARBELLA MAR 33 cm x 33 cm



WALL TILE : FENIX WHITE 25 cm x 50 cm

FLOOR TILE : ART MUSK 30 cm x 60 cm

Fenix



Fenix White
25 x 50 cm

8



Fenix White
40 x 40 cm

8

Format/Size	Piece / Box	M ² /Box	Kg/Box	M ² /Palet	Kg/Palet
25 cm x 50 cm	14	1.75	27	68.25	1034
40 cm x 40 cm	10	1.6	30	76.8	1430



WALL TILE : FENIX WHITE 25 cm x 50 cm

FLOOR TILE : ART MUSK 30 cm x 60 cm

Cubo	81
Mat / Matt	
Cubo Lux	81
Mat / Matt	
Nature	83
Mat / Matt	
Dolomite	85
Mat / Matt	
Roma	87
Mat / Matt	








FLOOR TILE : CUBO BEIGE 33 cm x 33 cm

Cubo



Cubo Beige
33 x 33 cm

④



Cubo Grey
33 x 33 cm


④

Cubo Lux



Cubo Lux Beige
33 x 33 cm

④



Cubo Lux Grey
33 x 33 cm

④

Format/Size	Piece / Box	M ² /Box	Kg/Box	M ² /Palet	Kg/Palet
33 cm x 33 cm	15	1.63	28	65.2	1108



FLOOR TILE : NATURE LIGHT GREY 33 cm x 33 cm

Nature



Nature Light Grey
33 x 33 cm

4



Nature Grey
33 x 33 cm

4



Nature Beige
33 x 33 cm

4

Format/Size	Piece / Box	M ² /Box	Kg/Box	M ² /Palet	Kg/Palet
33 cm x 33 cm	15	1.63	28	65.2	1108



FLOOR TILE : DOLOMITE FREDDO 33 cm x 33 cm

Dolomite



Dolomite Caldo
33 x 33 cm

4



Dolomite Natural
33 x 33 cm

4



Dolomite Freddo
33 x 33 cm

4

Format/Size	Piece / Box	M ² /Box	Kg/Box	M ² /Palet	Kg/Palet
33 cm x 33 cm	15	1.63	28	65.2	1108



FLOOR TILE : ROMA FREDDO 33 cm x 33 cm

Roma



Roma Caldo
33 x 33 cm

4



Roma Freddo
33 x 33 cm

4

Format/Size	Piece / Box	M ² /Box	Kg/Box	M ² /Palet	Kg/Palet
33 cm x 33 cm	15	1.63	28	65.2	1108

Tehničke informacije

Sve keramičke pločice koje proizvodi Polet Keramika su u skladu sa zahtevima standarda EN 14411.

Standardi

Standard EN 14411 - definiše termine klasifikacije, karakteristike, vrednovanje usaglašenosti i zahteve za označavanje keramičkih pločica, koje se obično koriste za pokrivanje podova i zidova.

Standardi za metode ispitivanja - EN ISO 10545

Ovi standardi definišu metode ispitivanja koje se koriste za određivanje karakteristika proizvoda.

Standardi za zahteve proizvoda

Keramičke pločice su podeljene u grupe na osnovu dva parametra: prema metodi proizvodnje - vučenjem (metoda A) ili suvim presovanjem (metoda B), kao i prema nivou upijanja vode. Ove grupe ne pretpostavljaju korišćenje ovih proizvoda. Zahtevi za svaku grupu proizvoda su dati u prilogima od A do L.

Prema prirodi vidne površine keramičke pločice mogu biti glazirane (GL) i neglazirane (UGL).

Glazirane zidne pločice sa upijanjem vode E > 10 %, Grupa BIII, sa parametrima koji su u skladu sa EN 14411, Prilog K. Ove pločice su dizajnirane za unutrašnje oblaganje zidova, na temperaturama iznad 0 °C, jer one nisu otporne na mraz.

Glazirane podne pločice sa upijanjem vode Eb ≤ 0.5 %, Grupa BIa, sa parametrima koji su u skladu sa EN 14411, Prilog H. Ove pločice su dizajnirane za spoljašnje i unutrašnje oblaganje u stambenim zgradama i javnim ustanovama. Ove pločice se odlikuju niskim upijanjem vode, visokom otpornošću na savijanje, visokom tvrdoćom i otpornošću na abraziju.

Za svaku grupu proizvoda, prilozi od A do L, standarda EN 14411, definišu dimenzije, toleranciju veličine, kao i mehaničke, fizičke i hemijske karakteristike, izgled i označavanje keramičkih pločica.

Otpornost na habanje (PEI)

Prilikom izbora odgovarajuće pločice, otpornost na habanje glaziranih pločica je jedan od odlučujućih parametara. Što je veća izloženost poda mehaničkom uticaju i zagađenju, poželjna je veća otpornost na habanje. Standard EN ISO 10545-7 klasifikuje otpornost na habanje na klase od 0 do 5.

PEI klasifikacija i preporučena upotreba	
PEI 0	Ne preporučuje se uopšte za podove
PEI 1	Podovi male nosivosti sa malim prometom bez rizika od ogrebotina
PEI 2	Podovi male nosivosti sa malim prometom i malim zagađenjem
PEI 3	Podovi srednje nosivosti sau umerenim zagađenjem
PEI 4	Podovi velike nosivosti sa velikim prometom i većim zagađenjem
PEI 5	Podovu izuzetne velike nosivosti sa visokom otpornošću na habanje

Otpornost na klizanje

Veoma je važno obezbediti da površine odgovaraju svojoj nameni i da ne predstavljaju bezbednosni rizik za korisnike. Unutar EU ne postoji jedinstvena metoda ispitivanja i zahtevi koji su definisani za površine pločica otporne na klizanje u zonama po kojima se hoda su: u cipelama (DIN 51130) ili bosim nogama (DIN 51097). Oba testa se izvode na strmoj ravni.

DIN 51130		
Klasa otpornosti na klizanje	Ugao nagiba	Preporučeno
R9	6° - 10°	ulazi u kuće, bolnice...
R10	10° - 19°	radionice, prodavnice...
R11	19° - 27°	perionice, kuhinje...
R12	27° - 35°	velike kuhinje, mlekare...
R13	> 35°	mesare, rafinerije masti...

DIN 51097		
Klasa otpornosti na klizanje	Ugao nagiba	Preporučeno
A	≥ 12°	kupatila, svlačionice...
B	≥ 18°	bazeni, saune...
C	≥ 24°	ivice bazena, stepenice pod vodom...

Logistički podaci

	dimenzije (cm)	komada u kutiji	m ² u kutiji	kg u kutiji	komada kutija na paleti	m ² na paleti	kg palete
ZP	25 x 50 x 0.84	14	1.75	~27	39	68.25	1034
ZP	30 x 60 x 0.9	8	1.44	~25	32	46.08	760
PP	33 x 33 x 0.74	15	1.63	~28	40	65.2	1108
PP	40 x 40 x 0.82	10	1.6	~30	18	76.8	1430
PP	30 x 60 x 0.85	8	1.44	~26	32	46.08	847

Technical information

All the ceramic tiles produced by Polet Keramika are in accordance with the requirements of European Standard EN 14411.

Standards

Standard EN 14411, which gives definition, classification, characteristics and features for designation of ceramic tiles generally used for covering floors and walls.

Standards for testing methods - EN ISO 10545.

These standards define the test methods used for determine product characteristics.

Standards for product requirements.

Ceramic tiles are divided into groups according to two parameters: by their method of manufacture - by extrusion (method A) or dry-pressing (method B), and by their water absorption level. The groups do not presuppose the usage of the products. The requirements for each product group are given in Annexes A to L.

According to the nature of the visible surface ceramic tiles can be glazed (GL) and unglazed (UGL).

Glazed wall tiles with water absorption E > 10 %, Group BIII, with parameters conforming to EN 14411, Annex K. These tiles are designed for tiling wall interiors with temperatures above 0 °C and they are not frost proof.

Glazed floor tiles with water absorption Eb ≤ 0.5 %, Group BIa, with parameters conforming to EN 14411, Annex H. These tiles are designed for exterior and interior tiling in residential housing and public buildings. They are characterized by low water absorption, high resistance to bending, high hardness and resistance to abrasion.

For each group of products, Annexes A to L, standard EN 14411, define the dimensions, the size tolerance, as well as the mechanical, physical and chemical characteristics, the appearance and designation of the ceramic tiles.

Abrasion resistance (PEI)

For the choice of an appropriate tile, the abrasion resistance of glazed tiles is one of the decision-making parameters. The higher exposure of the floor to mechanical impact and pollution, the higher abrasion resistance is desired. The standard EN ISO 10545-7 classifies abrasion resistance with classes from 0 to 5.

PEI classification and recommended application	
PEI 0	Not recommended for floors at all
PEI 1	Light duty floors with rare traffic without risk of scratching
PEI 2	Light duty floors with rare traffic and small pollution
PEI 3	Medium duty floors with moderate pollution
PEI 4	Heavy duty floors with busy traffic and higher pollution
PEI 5	Extra heavy duty floors with high exposition to abrasion

Slip resistance

It is very important to ensure that the surfaces are fit for the purpose and do not pose a safety risk for the users. In the EU there is no uniform testing method and there are different requirements defined for anti-slip tile surface for areas walked on when wearing shoes (DIN 51130) or when bare-foot (DIN 51097). Both tests are performed on an inclined plane.

DIN 51130		
Slip resistance class	Angle of inclination	Recommended
R9	6° - 10°	house entrances, hospitals...
R10	10° - 19°	workshops, stores...
R11	19° - 27°	laundry rooms, kitchens...
R12	27° - 35°	large kitchens, dairies...
R13	> 35°	butcheries, fat refineries...

DIN 51097		
Slip resistance class	Angle of inclination	Recommended
A	≥ 12°	bathrooms, dressing rooms...
B	≥ 18°	pools, saunas...
C	≥ 24°	pool edges, steps under the water...

Logistic data

	dimensions (cm)	pieces/box	sqm/box	kg/box	boxes/pallet	sqm/pallet	groos weight kg/pallet
ZP	25 x 50 x 0.84	14	1.75	~27	39	68.25	1034
ZP	30 x 60 x 0.9	8	1.44	~25	32	46.08	760
PP	33 x 33 x 0.74	15	1.63	~28	40	65.2	1108
PP	40 x 40 x 0.82	10	1.6	~30	18	76.8	1430
PP	30 x 60 x 0.85	8	1.44	~26	32	46.08	847

Tehničke karakteristike

Zidne pločice		
tehničke karakteristike	standard	standardni zahtevi EN 14411, B III
dimenzije	EN ISO 10545-2	N ≥ 15 cm
dužina i širina		± 0,5 %
debljina		± 10 %
ravnost stranica		± 0,3 %
odstupanje od pravog ugla		± 0,5 %
ravnost površine	EN ISO 10545-2	N ≥ 15 cm
centralna zakrivljenost		+ 0,5 % - 0,3 %
ivična zakrivljenost		+ 0,5 % - 0,3 %
izvitoperenost		± 0,5 %
kvalitet površine	EN ISO 10545-2	min. 95 % pločica bez vidljivog defekta
upijanje vode	EN ISO 10545-3	Eb > 10 %, pojedinačno najmanje 9 %
čvrstoća pri lomu	EN ISO 10545-4	najmanje 600 N
modul loma pri savijanju	EN ISO 10545-4	najmanje 12 N/mm ²
otpornost na temperaturni šok	EN ISO 10545-9	nije potrebno
otpornost na vlasavast	EN ISO 10545-11	nije potrebno
otpornost na mraz	EN ISO 10545-12	nije potrebno
klizavost	CEN/TS 16165 (DIN 51130, DIN 51097)	nije potrebno
otpornost na hemikalije	EN ISO 10545-13	min. GB
otpornost na stvaranje mrlja	EN ISO 10545-14	min. 3
ispuštanje kadmijuma (Cd) i olova (Pb)	EN ISO 10545-15	upotreba na radnim pločama i zidnim površinama za pripremanje hrane i gde hrana može biti u direktnom kontaktu sa glaziranim površinama pločice

Gres pločice		
tehničke karakteristike	standard	standardni zahtevi EN 14411, B Ia
dimenzije	EN ISO 10545-2	N ≥ 15 cm
dužina i širina		± 0,6 %
debljina		± 5 %
ravnost stranica		± 0,5 %
odstupanje od pravog ugla		± 0,5 %
ravnost površine	EN ISO 10545-2	N ≥ 15 cm
centralna zakrivljenost		± 0,5 %
ivična zakrivljenost		± 0,5 %
izvitoperenost		± 0,5 %
kvalitet površine	EN ISO 10545-3	min. 95 % pločica bez vidljivog defekta
upijanje vode	EN ISO 10545-3	Eb ≤ 0.5 %, pojedinačno najviše 0.6 %
čvrstoća pri lomu	EN ISO 10545-4	najmanje 1300 N
modul loma pri savijanju	EN ISO 10545-4	najmanje 35 N/mm ² , pojedinačno najmanje 32 N/mm ²
otpornost na habanje	EN ISO 10545-7	proizvođač navodi klasifikaciju
otpornost na temperaturni šok	EN ISO 10545-9	nije potrebno
otpornost na vlasavast	EN ISO 10545-11	potrebno
otpornost na mraz	EN ISO 10545-12	potrebno
klizavost	CEN/TS 16165 (DIN 51130, DIN 51097)	proizvođač navodi vrednost i korišćeni metod testiranja
otpornost na hemikalije	EN ISO 10545-13	min. GB
otpornost na stvaranje mrlja	EN ISO 10545-14	min. 3
ispuštanje kadmijuma (Cd) i olova (Pb)	EN ISO 10545-15	upotreba na radnim pločama i zidnim površinama za pripremanje hrane i gde hrana može biti u direktnom kontaktu sa glaziranim površinama pločice

Technical characteristics




Wall tiles		
technical characteristics	standard	standard requirements EN 14411, B III
dimensions	EN ISO 10545-2	N ≥ 15 cm
length and width		± 0,5 %
thickness		± 10 %
straightness of sides		± 0,3 %
rectangularity		± 0,5 %
surface flatness	EN ISO 10545-2	N ≥ 15 cm
centre curvature		+ 0,5 % - 0,3 %
edge curvature		+ 0,5 % - 0,3 %
warpage		± 0,5 %
surface quality	EN ISO 10545-2	min. 95 % of the tiles without visible defects
water absorption	EN ISO 10545-3	Eb > 10 %, individual minimum 9 %
breaking strength	EN ISO 10545-4	najmanje 600 N
modulus of rupture	EN ISO 10545-4	najmanje 12 N/mm ²
thermal shock resistance	EN ISO 10545-9	not required
crazing resistance	EN ISO 10545-11	not required
frost resistance	EN ISO 10545-12	not required
slipperiness	CEN/TS 16165 (DIN 51130, DIN 51097)	not required
resistance to chemicals	EN ISO 10545-13	min. GB
resistance to staining	EN ISO 10545-14	min. 3
release of cadmium (Cd) and lead (Pb)	EN ISO 10545-15	use on worktops and wall surfaces for food preparation and where food can be in direct contact with glazed tile surfaces

Gres Porcelain		
technical characteristics	standard	standardni zahtevi EN 14411, B Ia
dimensions	EN ISO 10545-2	N ≥ 15 cm
length and width		± 0,6 %
thickness		± 5 %
straightness of sides		± 0,5 %
rectangularity		± 0,5 %
surface flatness	EN ISO 10545-2	N ≥ 15 cm
centre curvature		± 0,5 %
edge curvature		± 0,5 %
warpage		± 0,5 %
surface quality	EN ISO 10545-3	min. 95 % of the tiles without visible defects
water absorption	EN ISO 10545-3	Eb ≤ 0.5 %, individual maximum 0.6 %
breaking strength	EN ISO 10545-4	not less than 1300 N
modulus of rupture	EN ISO 10545-4	minimum 35 N/mm ² , individual minimum 32 N/mm ²
abrasion resistance	EN ISO 10545-7	declared classification by manufacturer
thermal shock resistance	EN ISO 10545-9	not required
crazing resistance	EN ISO 10545-11	required
frost resistance	EN ISO 10545-12	required
slipperiness	CEN/TS 16165 (DIN 51130, DIN 51097)	declared value and used test method by manufacturer
resistance to chemicals	EN ISO 10545-13	min. GB
resistance to staining	EN ISO 10545-14	min. 3
release of cadmium (Cd) and lead (Pb)	EN ISO 10545-15	use on worktops and wall surfaces for food preparation and where food can be in direct contact with glazed tile surfaces

Primeri postavljanja / Examples of placement

Keramičke pločice pravougaonog oblika se mogu postaviti i na smicanje, maksimalno na 30 % dužine i/ili širine.

Rectangular ceramic tiles can also be placed on shear, up to a maximum of 30% of the length and / or width.





Polet Keramika doo,
Železnička 13,
23272 Novi Bečej, Srbija

t. +381 023 773 231
f. +381 023 773 035

e-mail: keramika.prodaja@nexe.rs

www.nexe.rs

